



How to make a paper hovercraft.



Start with a square piece of paper.
(It must be square)



Fold the square in half to make a triangle.




Fold the triangle to make a smaller triangle.



Unfold the previous fold to the larger triangle.



Fold the edges of the triangle towards the crease to create a kite shape.





7)

Fold the inside edges of the kite towards the outside edge.



8)



9)

Turn the paper upside down and blow very gently. **Can you explain what happened?**

